

# JJC<sup>®</sup>


## Wireless AC Flash Trigger JF-220U



Thank you for purchasing the JJC Wireless AC Flash Trigger. For the best performance, please read the instruction carefully before using. You must read it thoroughly and fully understand this manual to avoid improper operation lead to damage of the product.

JJC Wireless AC Flash Trigger is the professional choice for reliable wireless flash triggering. It works at a universal 433MHz wireless signal with 16 channels available to free of interference. The fastest sync speed is 1/250 sec. It can trigger the flash at a distance up to 30m. What's more, the receiver can work under a voltage from 80V to 240V, makes it a universal wireless trigger. Three components are included in this trigger unit, a transmitter, a receiver and a 6.35mm to 3.5mm receiver adapter plug. The transmitter is to be attached on the hot shoe of the camera while the receiver is to be plugged into the studio flash. With the wireless flash trigger, you can place the studio flash at different angles and distances from the object.

## Transmitter



1 Test Button  
4 Battery cover

2 Indicator light  
5 Sync socket

3 Trigger point

## Receiver



1 AC input Jack  
4 AC output pin

2 Power indicator light  
5 Trigger signal output pin

3 Trigger signal indicator

## ***For Your Safety***



Do not disassemble or modify



Keep dry



Keep out of reach of children



Do not use in the presence of flammable gas



Do not expose to high temperatures

## ***Components Included***

Remove the Wireless AC Flash Trigger kit from the box and confirm that you have all the items listed below.

JF-220U Transmitter x1

JF-220U Receiver x1

6.35mm to 3.5mm receiver adapter plug x1

23A 12V Alkaline Battery x1

This manual x1

## ***Specifications***

Wireless Frequency System: 433MHz

Operating Distance: up to 30m (open area without interference)

Channels: 16

Sync speed: 1/250s

Power input of transmitter: 23A 12V Alkaline Battery

Power input of receiver: AC 80-240V 50-60Hz

Plug size of receiver : IEC straight female connector × 1

IEC straight male connector ×1

6.35mm plug of receiver × 1

Adapter size for receiver plug: 6.35mm to 3.5mm

Compatible with: JJC JF-U1/JF-U2 Transmitter

## Weight

Transmitter: 35g (without battery)

Receiver: 105g


## Dimension

Transmitter: 62.9mm×39.2mm×28.8mm

Receiver: 74.5mm×48.0mm×31.3mm

## Channel setting

- JF-220U transmitter channel selector is inside the battery hatch while the receiver is on the surface.
- Follow the OPEN direction icon of transmitter to slide out the battery door and set the channel.
- Set the channel for the receiver on the surface.
- 16 channels selectable for Transmitter and Receiver.
- Please make sure the Transmitter and Receiver are on the same channel.

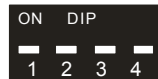


## Replacing Transmitter Batteries



## How To Use the Wireless AC Flash Trigger:

1. Set the Transmitter and Receiver to the same channel.



Transmitter



Receiver

2. Connect the (4) AC output pin to the socket of digital monolight, then insert the power cable into the (1) AC input Jack of receiver.




3. Insert the (5) trigger signal output pin into the control socket of the digital monolight.



4. If the monolight adopts the miniphone control socket, use the 6.35mm to 3.5mm receiver adapter plug to convert the (5) Trigger signal output plug to miniphone plug.





5. Connect the AC supply, the power indicator light of the receiver will light. Now you can turn on the power button and the charging button of the digital monolight to charge it. Press the (1)test button of transmitter to make sure that the digital monolight can function normally.
  6. If the digital monolight has a optical control switch, you should keep this switch off to avoid interference by other light source.
  7. Mount the transmitter to the hot shoe socket of camera, then tighten the nut until the transmitter fixed well on the camera.
  8. Now you can use the JJC Wireless AC Flash Trigger to produce the best lighting to the object you shoot.
- All specifications above are based on JJC's testing standards.
  - Product specifications and external appearance are subject to change without notice.

## About trademark

- JJC is a trademark of JJC Company

## ONE YEAR UNCONDITIONAL GUARANTEE

If for any reason, this JJC product fails within ONE YEAR of the date of purchase, return this product to your JJC dealer or contact [service@jjc.cc](mailto:service@jjc.cc) and it will be exchanged for you at no charge( not include shipping cost). JJC products are guaranteed for ONE FULL YEAR against defects in workmanship and materials. If at any time after one year, your JJC product fails under normal use, we invite you to return it to JJC for evaluation.

## Shenzhen JinJiaCheng Photography Equipment Co., Ltd

Office TEL: +86 755 82359938/ 82369905/ 82146289

Office FAX: +86 755 82146183

Website: [www.jjc.cc](http://www.jjc.cc)

Email: [sales@jjc.cc](mailto:sales@jjc.cc) / [service@jjc.cc](mailto:service@jjc.cc)

Address: Main Building,Changfengyuan,Chunfeng Rd, Luohu District, Shenzhen, Guangdong, China